

## GFECT-3PS2

### MEDIUM VOLTAGE INDOOR THREE PHASE ELECTRONIC CURRENT TRANSFORMER 600A

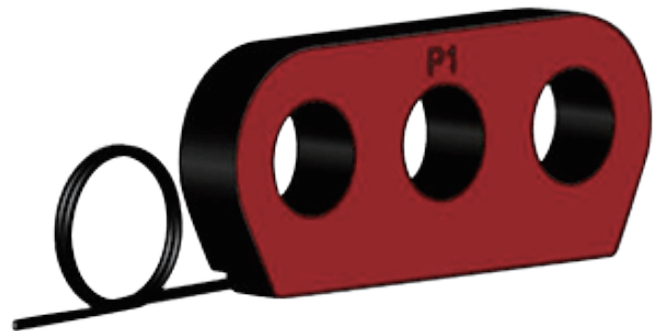
The GFECT-3PS2 series current sensor is a three-phase integrated combination structure, cast with epoxy resin, fully enclosed insulation, safe and reliable. It is suitable for the installation of a common box outdoor pole mounted circuit breaker (ZW20) or outdoor pole mounted load switch (FZW28) with good anti condensation performance. It is suitable for current measurement (metering) and protection in AC 50/60 Hz lines with the highest voltage of 12kV and below.

In order to ensure good anti-interference ability, the secondary signal output terminal and signal line of the GFECT-3PS2 series current sensor have been specially shielded. Customized interface solutions can be provided according to the specific requirements of customers.

All of our GFUVE electronic current transformers are strictly comply IEC60044-8, IEC 61869-6, ANSI/IEEE C57.13, GB/T 20840.6, GB/T 20840.8, IEC/EN61010-2-032, IEC/EN 61010-2-031.

## Features

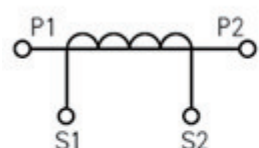
1. High precision 0.5s;
2. Size:  $\phi 83 \times 440 \times 185 \times 65$ ;
3. Protection class 10P10;
4. Rated voltages up to 24kV;
5. Using life more than 20 years;
6. Holding wire diameter:  $\phi 83 \text{mm}$ ;
7. Measurement range 0-600A AC;
8. Support Dual Ratio 600A/1V, 20A/0.2V ;
9. Easily installation, with mounting bracket ;
10. Small in size and light in weight, easy to install;
11. As a measurement and protection current transformer;
12. Current sensors are based on the principle of low-power coils;
13. IEC60044-8, IEC/EN 61869-6, GB/T 20840.6,8, ANSI/IEEE C57.13;
14. No risk of secondary open circuit and high voltage, increased safety;
15. Meet the requirements for primary and secondary integration of the power grid;
16. Product standardization, simplified selection and ordering process, and fast delivery;
17. The secondary output is a safe low voltage signal, greatly reducing power consumption and generating less heat;
18. Integrated design, capable of simultaneously measuring three-phase current and zero sequence current and sampling protection signals;
19. Combined with multifunctional intelligent feeder terminals (FTUs), these excellent features will bring great improvements to power protection and monitoring.



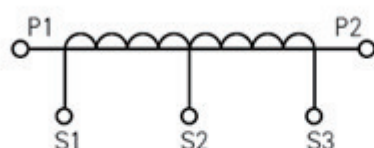
## Application

1. MV switchgears;
2. C-GIS switchgear;
3. Air switch cabinet;
4. Distribution boxes;
5. Insulating bushing;
6. Power Quality meter;
7. Ring network cabinet;
8. Distribution monitor system;
9. Medium voltage metering system;
10. Outdoor pole mounted circuit breaker;

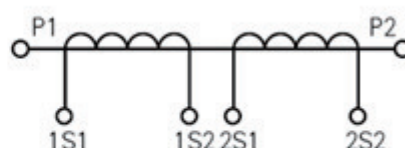
## Wiring Diagrams



Single winding



Secondary winding with tap



Double winding

P1, P2 is primary polarity terminal, S1, S2 is secondary polarity terminal.

P2, S2 is homonymous terminals (subtractive polarity).

## Parameters

Technical parameters	
Standards	IEC60044-8; IEC 61869-6; NTC 2205; ANSI/IEEE C57.13; GB/T 20840.6, 8, IEC/EN61010-2-032, IEC/EN 61010-2-031
Accuracy Class	0.2S, 0.2, 0.5S, 0.5, 1 (IEC61869-6 standard) 5P20, 5P10, 10P10, 10P5
Rated primary current	20-600A
Rated Load impedance	$\geq 20k\Omega$
Rated frequency	50Hz or 60Hz
Rated secondary voltage	1V, 0.2V
Ratio	600A/1V(Phase current); 20A/0.2V(Zero-sequence current)
Rated short-time thermal current	$20 \times I_n$
Rated continuous thermal current	$120\% I_n$
Secondary winding power-frequency voltage	3kV, 1min
Instrument security factor	$FS \leq 10$
Insulation Class	E
Output Signal cable	RVSP Shield line L = 2.5 m (length can be customized)
Material	polyurethane+Silicon steel sheets+Enameled wire+ABS

**Mechanical parameters**

Dimensions (W×D×H) (mm)	φ82x460x161x65
Jaw cable diameter(mm)	82
Weight (kg)	8.5

**Operating conditions**

Operating temperature	-40°C to +70°C
Daily average temp	< +40°C
Storage temperature	-40°C to +70°C
Environment	indoors
Altitude	<3500 meters
Condition	No existence of severely begrimed, erosive and radioactive gas in the air. Permission of long-term operation under rated current.

## Ordering Information

Be sure to the type, current ratio, accuracy class, rated load and use of the products when you plan to make a order. Special specifications could be customized. All kinds of different specifications and parameters current transformers can be made according to your needs.